







GROUND SET UP

Ensures the field is match ready

<p>TIME COMMITMENT</p>	<p>NEEDED FOR</p> <div style="display: flex; justify-content: space-around;"> <div style="text-align: center;">  Home Games </div> <div style="text-align: center;">  Away Games </div> </div>	<p>WOULD SUIT</p> <div style="display: flex; justify-content: space-around;"> <div style="text-align: center;">  Adult </div> <div style="text-align: center;">  Child >12 </div> </div>
<p>KEY RESPONSIBILITIES</p> <ul style="list-style-type: none"> ▪ Opening up of facilities (in hand with Match Day Manager) ▪ Affix goal post pads to goal posts prior to the days games ▪ Set up stretcher at interchange bench ▪ Safety inspection of ground ▪ Set up first aid station ▪ Complete JLT Match Day Checklist 		<p>WHAT NOT TO DO</p>
<p>KEY RELATIONSHIPS</p> <ul style="list-style-type: none"> ▪ Match Day Manager and Team Manager (game day) ▪ Club Volunteer Coordinator – for questions surrounding the role, changes in availability etc. 	<p>THINGS TO KNOW</p> <ul style="list-style-type: none"> ▪ Procedures for ground set up are outlined in the QAFL Match Day Procedure guide ▪ Will need to download AFL Match Day App by JLT 	
<p>THIS ROLE IS GREAT FOR</p> <ul style="list-style-type: none"> ▪ Someone already there for the first game of the day 		